



Ramón Gómez MEDA DDS
Ponferrada _ España



meda
FORMACIÓN DENTAL



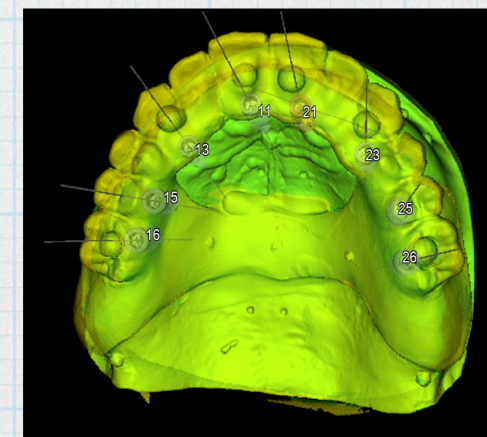
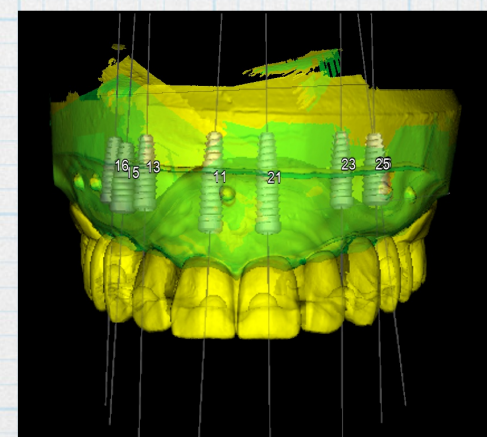
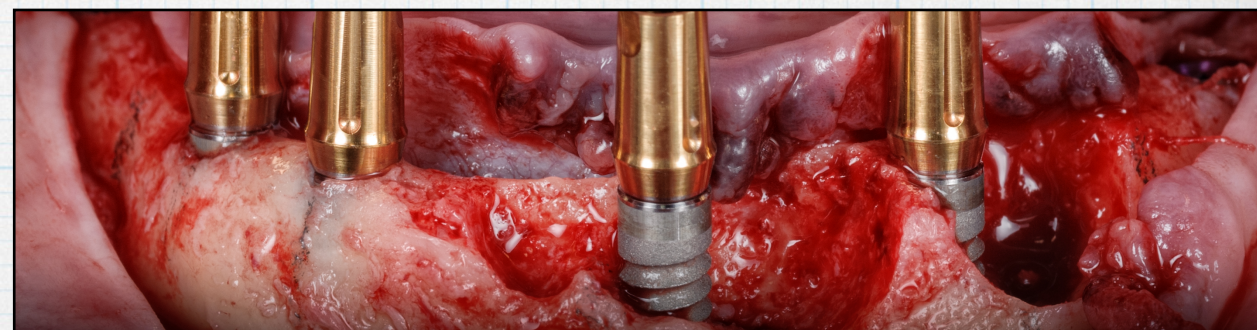
CANADIAN  **IMPLANT**
DENTISTRY NETWORK

Soft Tissue Management and Grafting in the Esthetic Area

Day 1: SURGICAL & PROSTHODONTIC approach in the aesthetic area

Theoretical content

- How to deal with the most frequent aesthetic complications, how to prevent and treat them
- Muccogingival surgery techniques applied to Implantology: long term results
- Different approaches; palatal incision, roll-on, delayed implant, immediate implant, with and without temporary restoration
- Microsurgery Approach: Why, Where, How
- Crest preservation: when, how and why?
- Socket preservation techniques
- Immediate implants in infected sites. Protocol
- Immediate implant vs. delayed: advantages and disadvantages
- Technique selection criteria
- Alternatives to the immediate implant and short literature review



August 9-10 **Early Rate** 1500+HST **Regular** 1700+HST **Register:** www.cdnimplants.com/perioprosthodontics



Ramón Gómez MEDA DDS
Ponferrada _ España



meda
FORMACIÓN DENTAL



CANADIAN  **IMPLANT**
DENTISTRY NETWORK

Soft Tissue Management and Grafting in the Esthetic Area

Day 2: SURGICAL & PROSTHODONTIC approach in the aesthetic area

Theoretical content

- Digitally assisted Full-mouth Immediate Implant supported rehabilitation with a Mucogingival Approach
 - Diagnosis and treatment planning
 - Software and digital planning
 - Guided surgery: When, Why, How
 - Prosthodontic protocol: how to build the ideal temporary restoration
 - PMMA provisional
 - Pontic management
 - Periodontal protocol: mucogingival surgery in order to avoid a hybrid denture
 - How to get the ideal emergence profiles
- Solving esthetic complications

Practical Content (HANDS ON)

- Mastering the tunnelling technique with CTG and Alloderm around implants and pontic sites

